# 二〇一六年年度报告

( )

681,021,500

10 0.80



cninfo 巨潮资讯 www.cninfo.com.cn 中国证监会指定信息披露网站

# 目　　录

.....2
.....5
.....8
.....10
.....22
.....32
.....37
.....38
.....44
.....48
.....49
.....120



cninfo 巨潮资讯 www.cninfo.com.cn 中国证监会指定信息披露网站

| | | |
|---|---|---|
| | | |
| | | |
| | | |
| | | |
| | | 2016 |
| | | |



cninfo 巨潮资讯 www.cninfo.com.cn 中国证监会指定信息披露网站

| | | | |
|---|---|---|---|
| | | | 000759 |
| | | | |
| | | | |
| | | | |
| | ZHONGBAI HOLDINGS GROUP CO.,LTD. | | |
| | ZBJT | | |
| | | | |
| | 129 | | |
| | 430021 | | |
| | 65-71 8 | | |
| | 430035 | | |
| | http:www.whzb.com | | |
| | whzb@whzb.com | | |

| | | |
|---|---|---|
| | | |
| | | |
| | 65-71 8 B | 65-71 8 B |
| | 027-82832006 | 027-82832006 |
| | 027-82832006 | 027-82832006 |
| | whzbyxh@sina.com | whzbcw@163.com |

| | |
|---|---|
| | |
| | http://www.cninfo.com.cn |
| | |



cninfo 巨潮资讯 www.cninfo.com.cn 中国证监会指定信息披露网站

| | |
|---|---|
| | 91420100177682019R |
| | |
| | |

| | |
|---|---|
| | |
| | 169 |
| | |

| | 2016 | 2015 | | 2014 |
|---|---|---|---|---|
| | 15,366,346,606.63 | 16,401,384,797.36 | -6.31% | 16,909,016,582.66 |
| | 6,466,007.11 | 5,610,530.73 | 15.25% | 186,246,521.76 |
| | -233,491,055.79 | -37,640,986.25 | -520.31% | 72,719,953.48 |
| | 693,158,761.91 | 111,236,950.69 | 523.14% | 347,100,226.07 |
| / | 0.0095 | 0.0082 | 15.25% | 0.27 |
| / | 0.0095 | 0.0082 | 15.25% | 0.27 |
| | 0.22% | 0.19% | 0.03 | 6.27% |
| | 2016 | 2015 | | 2014 |
| | 9,084,610,858.62 | 8,616,380,379.84 | 5.43% | 8,855,341,714.12 |
| | 2,975,433,120.56 | 2,968,967,113.45 | 0.22% | 3,023,185,078.76 |

**1**



cninfo 巨潮资讯 www.cninfo.com.cn 中国证监会指定信息披露网站

**2**

| | | | | |
|---|---|---|---|---|
| | 4,572,912,296.18 | 3,450,363,229.14 | 3,613,359,585.73 | 3,729,711,495.58 |
| | 3,873,013.01 | -66,328,636.57 | -112,365,803.14 | 181,287,433.81 |
| | 5,322,098.51 | -86,926,326.23 | -104,868,399.42 | -47,018,428.65 |
| | 550,270,320.37 | -200,264,609.12 | 139,066,676.42 | 204,086,374.24 |

| | 2016 | 2015 | 2014 |
|---|---|---|---|
| | 312,355,931.87 | -5,744,007.47 | 114,894,844.12 |
| | 50,766,912.90 | 23,871,199.36 | 25,459,187.02 |
| | 2,392,518.64 | 67,236,054.79 | 6,720,407.97 |
| | -62,318,172.57 | -28,177,151.21 | -34,217,454.50 |
| | 63,291,890.99 | 13,939,946.57 | -682,657.50 |
| | -51,763.05 | -5,368.08 | 13,073.83 |
| | 239,957,062.90 | 43,251,516.98 | 113,526,568.28 |

**1**

**1**

1



cninfo 巨潮资讯 www.cninfo.com.cn 中国证监会指定信息披露网站

1,026

20

10 30

10 500

2016

2016

33.23 10.40% 0.3

2016 50

0.5% 1.4

0.3 15 3

153.66 6.31% 6,433.68

20.94% 646.6 15.25%

150.22 5.90%

97.76% 3.44 21.45% 2.24%

142.04 92.44%

11.19 7.29%

2016 12 31 1026 184 71

79 34 812 50

20 11 19

**1**

| | |
|---|---|
| | 1.2016 10<br>70% |



cninfo 巨潮资讯 www.cninfo.com.cn 中国证监会指定信息披露网站

| | |
|---|---|
| | 1.29 4,515.00<br>1<br>2016 12<br>5%<br>35%<br>2016 12 31<br>250.00 1,500.00<br>2.2016 12<br>51%<br>3,252.62 2016 12<br>49%<br>3 2016<br><br>30 1.38 4.6% 2016<br>4,120.00 4.6% |
| | |
| | |
| | 2016 2<br>SPV<br>-<br>10.40<br>5%<br>2016 12<br>5,200.00 5% |

**2**

1

2016

1026

2

20

3 2001



cninfo 巨潮资讯 www.cninfo.com.cn 中国证监会指定信息披露网站

2016

1026

184 71 79 34

6

REITS REITS 10.4

8.93

2015 6 151 1

150 2 72

(

**1**

2

1

| | 2016 | | 2015 | | |
|---|---|---|---|---|---|
| | | | | | |
| | 15,366,346,606.63 | 100% | 16,401,384,797.36 | 100% | -6.31% |
| | | | | | |
| | 14,204,233,776.65 | 92.44% | 15,269,351,642.31 | 93.10% | -6.98% |
| | 1,119,450,888.21 | 7.29% | 1,232,305,814.97 | 7.51% | -9.16% |
| | 43,290,203.00 | 0.28% | 84,308,741.00 | 0.51% | -48.65 % |
| | 503,937,211.74 | 3.28% | 491,808,950.18 | 3.00% | 2.47% |
| | -504,565,472.97 | -3.28% | -676,390,351.10 | -4.12% | -25.40% |
| | | | | | |
| | 15,366,346,606.63 | 100.00% | 16,401,384,797.36 | 100.00% | -6.31% |
| | | | | | |
| | 15,022,198,673.83 | 97.76% | 15,963,285,475.60 | 97.33% | -5.90% |
| | 344,147,932.80 | 2.24% | 438,099,321.76 | 2.67% | -21.44% |

**2** **10%**



cninfo 巨潮资讯 www.cninfo.com.cn 中国证监会指定信息披露网站

| | | | | | | |
|---|---|---|---|---|---|---|
| | | | | | | |
| | 14,204,233,776.65 | 11,182,685,151.39 | 21.27% | -6.98% | -7.72% | 0.63% |
| | 1,119,450,888.21 | 836,713,442.62 | 25.26% | -9.16% | -11.98% | 2.40% |
| | 43,290,203.00 | 40,407,955.31 | 6.66% | -48.65% | -44.18% | -7.48% |
| | 503,937,211.74 | 378,813,226.01 | 24.83% | 2.47% | 0.81% | 1.23% |

**1**

**3**

| | | | 2016 | 2015 | |
|---|---|---|---|---|---|
| | | | 14,204,233,776.65 | 15,269,351,642.31 | -6.98% |
| | | | 1,119,450,888.21 | 1,232,305,814.97 | -9.16% |
| | | | 43,290,203 | 84,308,741 | -48.65% |
| | | | 503,937,211.74 | 491,808,950.18 | 2.47% |
| | | | -504,565,472.97 | -676,390,351.1 | -25.40% |

30%

2016 43290203 48.65%

**4**

**5**

| | | 2016 | | 2015 | | |
|---|---|---|---|---|---|---|
| | | | | | | |
| | | 11,182,685,151.39 | 92.15% | 12,117,580,335.24 | 93.31% | -7.72% |
| | | 836,713,442.62 | 6.90% | 950,643,520.28 | 7.32% | -11.98% |
| | | 40,407,955.31 | 0.33% | 72,386,640.23 | 0.56% | -44.18% |
| | | 378,813,226.01 | 3.12% | 375,769,190.69 | 2.89% | 0.81% |
| | | -303,802,984.08 | -2.50% | -530,447,118.63 | -4.08% | 42.73% |

**6**

1



cninfo 巨潮资讯 www.cninfo.com.cn 中国证监会指定信息披露网站

| | | | |
|---|---|---|---|
| | 2016 4 | 37,721,300.96 | 7,721,300.96 |
| | 2016 9 | 177,824,178.75 | -2,175,821.25 |
| | 2016 7 | 8,918,054.43 | -1,081,945.57 |
| | 2016 7 | 10,015,655.87 | 15,655.87 |
| | 2016 5 | | 0.00 |
| | 2016 5 | 41,715.34 | 41,715.34 |
| | 2016 8 | 999,814.65 | -185.35 |
| | 2016 8 | 128,680,482.23 | -69,517.77 |
| | 2016 8 | 2,000,097.65 | 97.65 |
| | 2016 8 | 3,507,140.65 | 2,507,140.65 |
| | 2016 8 | | |
| | 2016 8 | | |

2016 5 80% 2016 12 31 2,500.00

2

| | |
|---|---|
| | 2016 12 |
| | 2016 7 |
| | 2016 7 |
| | 2016 4 |
| | 2016 4 |
| | 2016 4 |
| | 2016 5 |

1.2016 4

2.2016

**7**

**8**

| | |
|---|---|
| | 1,720,707,610.13 |
| | 13.59% |
| | 0.00% |

5

| | | | |
|---|---|---|---|
| 1 | | 731,196,696.18 | 5.77% |



cninfo 巨潮资讯 www.cninfo.com.cn 中国证监会指定信息披露网站

| | | | |
|---|---|---|---|
| 2 | | 325,320,594.00 | 2.57% |
| 3 | | 268,420,718.70 | 2.12% |
| 4 | | 253,874,703.30 | 2.00% |

| | | | | |
|---|---|---|---|---|
| | 54,488,869.00 | 84.69% | | |
| | 7,886,144.33 | 12.26% | | |
| | 369,038,940.46 | 573.60% | | |
| | 98,378,823.70 | 152.91% | | |

**1**

| | 2016 | | 2015 | | | |
|---|---|---|---|---|---|---|
| | | | | | | |
| | 1,308,623,107.22 | 14.40% | 934,225,170.18 | 10.84% | 3.56% | |
| | 64,492,127.85 | 0.71% | 65,906,662.64 | 0.76% | -0.05% | |
| | 1,868,913,595.26 | 20.57% | 1,810,399,932.81 | 21.01% | -0.44% | |
| | 50,949,848.42 | 0.56% | 52,450,143.98 | 0.61% | -0.05% | |
| | 118,307,308.48 | 1.30% | 20,940,763.20 | 0.24% | 1.06% | |
| | 4,022,010,964.92 | 44.27% | 4,069,346,616.58 | 47.23% | -2.96% | |
| | 15,373,442.88 | 0.17% | 66,874,686.96 | 0.78% | -0.61% | |
| | 1,194,311,998.17 | 13.15% | 380,000,000.00 | 4.41% | 8.74% | |
| | 260,900,000.00 | 2.87% | 400,000.00 | 0.00% | 2.87% | |
| | 270,624,085.82 | 2.98% | 433,977,221.71 | 5.04% | -2.06% | |
| | 423,461,754.79 | 4.66% | 547,217,011.14 | 6.35% | -1.69% | |

**2**

| | | | | | | | | |
|---|---|---|---|---|---|---|---|---|
| | | | | | | | | |
| | 0.00 | | | | | | 56,325,600.00 | 56,325,600.00 |
| | 0.00 | | | | | | 56,325,600.00 | 56,325,600.00 |
| 1 | | | | | | | 25,075,000.00 | 25,075,000.00 |
| 2 | | | | | | | 31,250,600.00 | 31,250,600.00 |
| | 0.00 | | | | | | 56,325,600.00 | 56,325,600.00 |
| | 0.00 | | | | | | | 0.00 |



cninfo 巨潮资讯 www.cninfo.com.cn 中国证监会指定信息披露网站

**3**

**1**

| | | |
|---|---|---|
| 1,028,400,000.00 | 17,020,000.00 | 5,942.30% |

**2**

| | | | | | | | | | | | | | | |
|---|---|---|---|---|---|---|---|---|---|---|---|---|---|---|
| | | | | | | | | | | | | | | |
| | | | 41,200,000.00 | 9.17% | | 6 | | | | | | | | |

| | | | | | | | | | | | | | |
|---|---|---|---|---|---|---|---|---|---|---|---|---|---|
| | 42% | 2016 12 28 | 2,678.63 | -297.42 | | 263.89% | | | | | | 2016 9 28 | 2016-34 www.cninfo.com.cn) |
| | 9% | 2016 12 28 | 573.99 | -63.73 | | 56.55% | | | | | | 2016 9 28 | 2016-34 2016-12-28 www.cninfo.com.cn) |
| | 34% | 2016 12 28 | 2,193 | -10.92 | | 76.24% | | | | | | 2016 3 11 | 2016-8 www.cninfo.com.cn) |
| [redacted] | 16% | 2016 12 28 | 1,032 | -5.14 | | | | | | | | | |

| | | | | | | | | |
|---|---|---|---|---|---|---|---|---|
| | | | 14800 | 1,378,690,246.76 | 403,538,785.03 | 2,910,619,340.83 | -4,406,467.02 | -2,835,681.18 |
| | | | 25800 | 707,465,724.56 | 303,623,182.70 | 152,703,252.81 | 28,721,445.54 | 27,637,593.88 |
| | | | 5000 | 124,477,099.84 | 77,679,703.21 | 59,419,017.71 | 3,230,257.42 | |

2017

200 10

190

2017

1

10 10

150

40

2

3

3



cninfo 巨潮资讯 www.cninfo.com.cn 中国证监会指定信息披露网站

4

5

SOP

6

( )

**1**

| | | | |
|---|---|---|---|
| 2016 2 22 | | | |
| 2016 2 24 | | | |



cninfo 巨潮资讯 www.cninfo.com.cn 中国证监会指定信息披露网站

| | | | |
|---|---|---|---|
| 2016 4 15 | | | |
| 2016 8 24 | | | |
| 2016 9 2 | | | |
| 2016 9 9 | | | |
| 2016 9 14 | | | |
| 2016 11 3 | | | |
| 2016 11 17 | | | |
| 2016 12 21 | | | |
| 2016 12 29 | | | |

| | |
|---|---|
| | 11 |
| | 60 |
| | 0 |
| | 0 |
| | |



cninfo 巨潮资讯 www.cninfo.com.cn 中国证监会指定信息披露网站

**3**

1 2014 2014
151,459,504.81 10% 10% 30,291,900.96
2014 121,167,603.85 355,654,117.17
2014 2013 81,722,580.00 2014
395,099,141.02 681,021,500 10 0.80
54,481,720.00 340,617,421.02

2 2015 2015
61,053,445.12 10% 10% 12,210,689.02
2015 48,842,756.10 395,099,141.02
2015 2014 54,481,720.00 2015
389,460,177.12

3 2016 2016
188,917,157.71 10% 10% 37,783,431.54
1,116,789.77 2016
152,250,515.94 389,460,177.12 2016
541,710,693.06 681,021,500 10
0.80 54,481,720 487,228,973.06

| | | | |
|---|---|---|---|
| 2016 | 54,481,720.00 | 6,466,007.11 | 842.59% |
| 2015 | 0.00 | 5,610,530.73 | 0.00% |
| 2014 | 54,481,720.00 | 186,246,521.76 | 29.25% |



cninfo 巨潮资讯 www.cninfo.com.cn 中国证监会指定信息披露网站

**2**

10

| | |
|---|---|
| | |
| | 116 |
| | 20 |
| | |

2016

116



cninfo 巨潮资讯 www.cninfo.com.cn 中国证监会指定信息披露网站

**1**

| | | | | | | | | | | | | |
|---|---|---|---|---|---|---|---|---|---|---|---|---|
| | | | | | 16510.48 | 1.75% | 40000 | | | | 2016 4 30 | 2016-19 www.cninfo.com.cn |
| | | | | | 116.03 | | | | | | | |
| | | | | | 18.21 | | | | | | | |
| | | | | -- | 16644.72 | | 40000 | -- | -- | -- | -- | -- |
| | | | | | | | | | | | | |
| | | | | | | | | | | | | |
| | | | | | | | | | | | | |

**2**

**3**



cninfo 巨潮资讯 www.cninfo.com.cn 中国证监会指定信息披露网站

-

-

2016

9 30 104,000

104,000

66,000 66,000 198 /

2

10

116.03

**1**

**1**

2016 8 23

10

10 2.5%

10

10%

10%

**2**

**3**

| | | | | | | | | |
|---|---|---|---|---|---|---|---|---|
| | | | | | | | | |
| A1 | | 0 | | A2 | | 0 | | |
| A3 | | 0 | | A4 | | 0 | | |
| | | | | | | | | |
| | | | | | | | | |

2016 5
24

| | | | |
|---|---|---|---|
| A3+B3+C3 | 216,800 | A4+B4+C4 | 100,438.4 |
| A4+B4+C4 | | | 33.76% |
| | | | |

**2**

**3**

**1**

| | | | | | | | | | | | |
|---|---|---|---|---|---|---|---|---|---|---|---|
| | | | 10,000 | 2016 2 23 | 2016 3 24 | 4.40% | 10,000 | | 36.16 | 36.16 | 36.16 |
| | | 16018 | 10,000 | 2016 2 25 | 2016 3 24 | 4.10% | 10,000 | | 31.45 | 31.45 | 31.45 |
| | | WL35BB X35 | 500 | 2016 5 17 | 2016 6 21 | 2.80% | 500 | | 1.34 | 1.34 | 1.34 |
| | | | 10,000 | 2016 5 17 | 2016 6 16 | 3.70% | 10,000 | | 30.41 | 30.41 | 30.41 |
| | | | 6,420 | 2016 6 2 | 2016 7 4 | 3.54% | 6,420 | | 20.55 | 20.55 | 20.55 |
| | | | 3,580 | 2016 6 03 | 2016 7 4 | 3.54% | 3,580 | | 11.10 | 11.10 | 11.10 |
| | | | 9,920 | 2016 8 22 | | | | | | | |

**4**

**1**

**2**

1 2016 2

2016 8 24

www.cninfo.com.cn

2016-32

2017 1 6

www.cninfo.com.cn

2017-1

**1**

| | | | | | | | | | |
|---|---|---|---|---|---|---|---|---|---|
| | | | | | | | | | |
| | 462,408 | 0.07% | | | | -19,850 | -19,850 | 442,558 | 0.07% |
| 2 | 64,741 | 0.01% | | | | | | 64,741 | 0.01% |
| 3 | 397,667 | 0.06% | | | | -19,850 | -19,850 | 377,817 | 0.06% |
| | 258,720 | 0.04% | | | | | | 258,720 | 0.04% |
| | 138,947 | 0.02% | | | | -19,850 | -19,850 | 119,097 | 0.02% |
| | 680,559,092 | 99.93% | | | | 19,850 | 19,850 | 680,578,942 | 99.93% |
| 1 | 680,559,092 | 99.93% | | | | 19,850 | 19,850 | 680,578,942 | 99.93% |
| | 681,021,500 | 100.00% | | | | | | 681,021,500 | 100.00% |

**2**

| | | | | | | |
|---|---|---|---|---|---|---|
| | | | | | | |
| | 20,000 | 20,000 | 0 | 0 | | 2016 4 13 |
| | 3,750 | | 150 | 3,900 | | |
| | 23,750 | 20,000 | 150 | 3,900 | -- | -- |



cninfo 巨潮资讯 www.cninfo.com.cn 中国证监会指定信息披露网站

**1**

**2**

**3**

**1**

| | | | | | | | |
|---|---|---|---|---|---|---|---|
| | 27,145 | | 28,594 | | 0 | | 0 |
| 5% 10 | | | | | | | |

| | | | | | | | | |
|---|---|---|---|---|---|---|---|---|
| | | | | | | | | |
| | | 18.07% | 123,067,656 | | 64,741 | 123,002,915 | | 40,585,387 |
| | | 13.93% | 94,853,195 | | | 94,853,195 | | 40,585,387 |
| | | 10.01% | 68,202,800 | | | 68,202,800 | | |
| | | 6.23% | 42,407,628 | | | 42,407,628 | | 42,400,000 |
| | | 5.00% | 34,042,125 | | | 34,042,125 | | |
| | | 4.99% | 33,959,390 | | | 33,959,390 | | |
| 6 | | 2.94% | 20,000,000 | | | 20,000,000 | | |
| - | | 1.41% | 9,633,800 | +7,333,800 | | 9,633,800 | | |
| | | 1.14% | 7,762,505 | +7,762,505 | | 7,762,505 | | |
| | | 1.12% | 7,602,528 | +7,602,528 | | 7,602,528 | | |

| | |
|---|---|
| 10 | |
| | ( ) |

| | | |
|---|---|---|
| 10 | | |
| | | |



cninfo 巨潮资讯 www.cninfo.com.cn 中国证监会指定信息披露网站

| | | | |
|---|---|---|---|
| | 123,002,915 | | 123,002,915 |
| | 94,853,195 | | 94,853,195 |
| | 68,202,800 | | 68,202,800 |
| | 42,407,628 | | 42,407,628 |
| | 34,042,125 | | 34,042,125 |
| | 33,959,390 | | 33,959,390 |
| 6 | 20,000,000 | | 20,000,000 |
| - | 9,633,800 | | 9,633,800 |

**3**

cninfo 巨潮资讯 www.cninfo.com.cn 中国证监会指定信息披露网站

| | | | | | | | | | | | | |
|---|---|---|---|---|---|---|---|---|---|---|---|---|
| | | | | 55 | 2015 10 30 | 2017 12 31 | 50,000 | | | | | 50,000 |
| | | | | 54 | 2014 12 31 | 2017 12 31 | | | | | | |
| | | | | 45 | 2015 10 30 | 2017 12 31 | | | | | | |
| | | | | 58 | 2014 12 31 | 2017 12 31 | | | | | | |
| | | | | 39 | 2014 12 31 | 2017 12 31 | | | | | | |
| | | | | 37 | 2014 12 31 | 2017 12 31 | | | | | | |
| | | | | 47 | 2014 12 31 | 2017 12 31 | 5,000 | 200 | | | | 5,200 |
| | | | | 52 | 2011 12 16 | 2017 12 31 | | | | | | |
| | | | | 61 | 2013 06 18 | 2017 12 31 | | | | | | |
| | | | | 54 | 2014 12 31 | 2017 12 31 | | | | | | |
| | | | | 53 | 2016 05 25 | 2017 12 31 | | | | | | |
| | | | | 49 | 2006 10 30 | 2017 12 31 | 10,000 | | | | | 10,000 |
| | | | | 40 | 2014 12 31 | 2017 12 31 | | | | | | |
| | | | | 40 | 2014 12 31 | 2017 12 31 | | | | | | |
| | | | | 46 | 2014 12 31 | 2017 12 31 | | | | | | |
| | | | | 47 | 2014 12 31 | 2017 12 31 | 22,778 | | | | | 22,778 |
| | | | | 56 | 2000 1 30 | 2017 12 31 | 16,640 | | | | | 16,640 |
| | | | | 55 | 2000 2 01 | 2017 12 | | | | | | |

1963

1972 1998 2013

2013

11

1959

1978

1980

1970

1965

1956

1963



cninfo 巨潮资讯 www.cninfo.com.cn 中国证监会指定信息披露网站

1964

1968

1977

1977

1971

1970 3

1961

1962

1969

1970



cninfo 巨潮资讯 www.cninfo.com.cn 中国证监会指定信息披露网站

1975

1971 1999

2014 2014

| | | | | |
|---|---|---|---|---|
| | | | 2014 2 | |
| | | | 2009 8 | |
| | | | 2012 4 | |
| | | | 2007 1 | |
| | | | 2016 11 | |
| | | | 2016 11 | |
| | | | 2016 11 | |

| | | | | |
|---|---|---|---|---|
| | | | | |

1994 5

| | | | | | | |
|---|---|---|---|---|---|---|
| | | | 55 | | 74.04 | |
| | | | 54 | | | |
| | | | 45 | | 124.37 | |
| | | | 58 | | | |
| | | | 39 | | | |
| | | | 37 | | | |
| | | | 47 | | 20 | |
| | | | 52 | | 9.6 | |
| | | | 61 | | 9.6 | |
| | | | 54 | | 9.6 | |
| | | | 53 | | 9.6 | |
| | | | 49 | | 49.48 | |
| | | | 40 | | | |
| | | | 40 | | | |
| | | | 46 | | | |
| | | | 47 | | 18.2 | |
| | | | 56 | | 73.54 | |
| | | | 55 | | 77.1 | |
| | | | 48 | | 64.49 | |
| | | | 47 | | 57.45 | |
| | | | 42 | | 49.48 | |
| | | | 46 | | 80.88 | |
| | -- | -- | -- | -- | 727.43 | -- |

**1**

| | |
|---|---|
| | 132 |
| | 31,844 |
| | 31,976 |
| | 31,976 |
| | 0 |
| | |



cninfo 巨潮资讯 www.cninfo.com.cn 中国证监会指定信息披露网站

| | |
|---|---|
| | 1,207 |
| | 27,615 |
| | 1,145 |
| | 410 |
| | 1,599 |
| | 31,976 |
| | |
| | |
| | 1,243 |
| | 4,110 |
| | 26,623 |
| | 31,976 |

**2**

**3**

**4**



cninfo 巨潮资讯 www.cninfo.com.cn 中国证监会指定信息披露网站

| | | | | | |
|---|---|---|---|---|---|
| | | | 41.21%<br>24.09% | 2012 12 21<br>2012 | 2014 7 21<br>5 |

**1**



cninfo 巨潮资讯 www.cninfo.com.cn 中国证监会指定信息披露网站

2015

2016 2020

2016-2017 2015 12 28 2015

**1**

**2**

| | |
|---|---|
| | 2017 3 30 |
| | 2016 (www.cninfo.com.cn) |
| | 83.53% |
| | 93.37% |
| | |
| | | |
| | | |



cninfo 巨潮资讯 www.cninfo.com.cn 中国证监会指定信息披露网站

| | | |
|---|---|---|
| | | 1<br>2<br>3<br>4<br>5<br>6<br>7<br>8 |

cninfo 巨潮资讯 www.cninfo.com.cn 中国证监会指定信息披露网站

| | |
|---|---|
| | |
| | 2017 3 28 |
| | |
| | 2017 010250 |
| | |

2017 010250

2016 12

31 2016

1

2

2016 12 31 2016

2017 3 28



cninfo 巨潮资讯 www.cninfo.com.cn 中国证监会指定信息披露网站

**1**

2016 12 31

| | | |
|---|---|---|
| | | |
| | 1,308,623,107.22 | 934,225,170.18 |
| | | |
| | | |
| | | |
| | | |
| | 9,614,551.59 | 1,485,976.82 |
| | 64,492,127.85 | 65,906,662.64 |

| | | |
|---|---|---|
| | | |
| | 432,628,542.39 | 454,239,246.67 |
| | | |
| | 31,653,058.57 | 39,521,646.04 |
| | 423,461,754.79 | 547,217,011.14 |
| | 62,882,239.39 | 2,747,404.35 |
| | 2,197,225.20 | 24,655,849.64 |
| | 5,420,364,385.04 | 5,278,393,368.56 |
| | 9,084,610,858.62 | 8,616,380,379.84 |
| | | |
| | 1,194,311,998.17 | 380,000,000.00 |
| | | |
| | | |
| | | |
| | | |
| | | |
| | 444,773,678.21 | 503,477,856.18 |
| | 2,003,738,844.98 | 1,613,204,329.59 |
| | 1,590,358,886.22 | 1,696,100,202.94 |
| | | |
| | | |
| | 10,419,785.77 | 5,199,581.90 |
| | 160,688,275.85 | 71,759,505.70 |
| | | 2,484,400.00 |
| | 828,774.38 | 828,460.25 |
| | 345,234,447.88 | 234,541,624.45 |
| | | |
| | | |
| | | |
| | | |
| | | |
| | | |
| | | 500,000,000.00 |
| | 5,750,354,691.46 | 5,007,595,961.01 |
| | | |
| | | |
| | 314,400,000.00 | 621,337,500.00 |
| | | |
| | | |
| | | |



cninfo 巨潮资讯 www.cninfo.com.cn 中国证监会指定信息披露网站

| | | |
|---|---|---|
| | | |

| | | |
|---|---|---|
| | 36,002.09 | 140,258.26 |
| | | |
| | | |
| | 23,351,051.70 | 2,486,680.48 |
| | 2,239,648,416.39 | 2,200,570,489.94 |
| | | |
| | 260,650,000.00 | 150,000.00 |
| | | |
| | | |
| | 2,342,992,212.05 | 2,043,930,814.15 |
| | 26,590,729.21 | 27,391,167.49 |
| | 138,307,845.75 | 113,297,834.83 |
| | | |
| | | |
| | | |
| | | |
| | | |
| | | |
| | | |
| | | |
| | | |
| | | |
| | | 375,378.64 |
| | 2,768,540,787.01 | 2,185,145,195.11 |
| | 5,008,189,203.40 | 4,385,715,685.05 |
| | | |
| | 250,000,000.00 | |
| | | |
| | | |
| | | |
| | 665,044.67 | 833,760.47 |
| | 35,569.84 | 35,569.84 |
| | 6,700,000.00 | |
| | 61,589,616.44 | 7,432,870.31 |
| | | 2,484,400.00 |
| | 828,774.38 | 828,460.25 |
| | 1,730,216,766.58 | 799,043,640.17 |
| | | |
| | | |
| | | 500,000,000.00 |



cninfo 巨潮资讯 www.cninfo.com.cn 中国证监会指定信息披露网站

| | |
|---|---|
| [redacted] | 1,310,658,701.04 |



| | | |
|---|---|---|
| 6. | | |
| | | |
| | 8,877,132.95 | 3,349,484.97 |
| | 6,466,007.11 | 5,610,530.73 |
| | 2,411,125.84 | -2,261,045.76 |
| | | |
| | 0.01 | 0.01 |
| | 0.01 | 0.01 |

**4**

| | | |
|---|---|---|
| | 16,533,190.55 | 4,249,361.05 |
| | 800,438.28 | 950,766.72 |
| | 1,459,350.22 | 229,232.18 |
| | 519,296.99 | 554,698.92 |
| | 66,791,856.72 | 37,563,914.81 |
| | 15,643,702.16 | 11,760,049.04 |
| | 1,004,855.00 | -2,515.21 |
| | | |
| | 12,687,126.77 | 111,490,773.42 |
| | 151,324.07 | 911,241.78 |
| | -56,999,182.05 | 64,683,988.01 |
| | 316,302,271.18 | 1,279,045.35 |
| | 315,861,241.13 | 145.35 |
| | 7,116,623.65 | 154,115.61 |
| | 1,747,025.46 | 4,115.61 |
| | 252,186,465.48 | 65,808,917.75 |
| | 63,269,307.77 | 4,755,472.63 |
| | 188,917,157.71 | 61,053,445.12 |
| | | |
| | | |
| 1. | | |

| | | |
|---|---|---|
| 1. | | |
| 2. | | |
| 3. | | |
| 4. | | |
| 5. | | |
| 6. | | |
| | 188,917,157.71 | 61,053,445.12 |
| | | |
| | | |
| | | |

**5**

| | | |
|---|---|---|
| | | |

| | | |
|---|---|---|
| | 16,938,699,096.42 | 18,424,608,439.34 |
| | 693,158,761.91 | 111,236,950.69 |
| | | |
| | 724,200,000.00 | 105,900,000.00 |
| | 2,792,518.64 | 3,436,054.79 |
| | 461,558,131.46 | 2,698,260.35 |
| | 26,603,355.09 | |
| | 2,466,000.00 | 3,800,000.00 |
| | 1,217,620,005.19 | 115,834,315.14 |
| | 451,951,396.80 | 492,985,792.60 |
| | 1,028,400,000.00 | 17,020,000.00 |
| | | |
| | | |
| | | |
| | 1,480,351,396.80 | 510,005,792.60 |
| | -262,731,391.61 | -394,171,477.46 |
| | | |
| | 22,200,000.00 | |
| | 22,200,000.00 | |
| | 1,514,311,998.17 | 1,765,000,000.00 |
| | | 1,000,000,000.00 |
| | 51,232,916.26 | |
| | 1,587,744,914.43 | 2,765,000,000.00 |
| | 1,500,000,000.00 | 2,515,000,000.00 |
| | 72,541,431.43 | 147,774,941.39 |

| | | |
|---|---|---|
| | 1,256,809,730.14 | 68,905,712.75 |
| | 1,274,151,386.75 | 73,181,527.25 |
| | 1,416,582.70 | 232,642.17 |
| | 26,657,684.80 | 21,079,697.97 |
| | 9,617,054.09 | 2,802,329.52 |
| | 30,480,124.79 | 11,999,571.16 |
| | 68,171,446.38 | 36,114,240.82 |
| | 1,205,979,940.37 | 37,067,286.43 |
| | | |
| | 1,194,350,000.00 | 105,900,000.00 |
| | 32,792,518.64 | 163,779,531.64 |
| | 719,760.00 | 800.00 |
| | | |
| | | |
| | 1,227,862,278.64 | 269,680,331.64 |
| | 137,510,383.14 | 1,678,395.45 |
| | 1,306,900,000.00 | 27,020,000.00 |
| | 20,000,000.00 | |
| | | |
| | 1,464,410,383.14 | 28,698,395.45 |
| | -236,548,104.50 | 240,981,936.19 |
| | | |
| | | |
| | 250,000,000.00 | |
| | | 1,000,000,000.00 |
| | | |
| | 250,000,000.00 | 1,000,000,000.00 |
| | 800,000,000.00 | 1,000,000,000.00 |
| | 53,602,810.87 | 130,006,138.75 |
| | | |
| | 853,602,810.87 | 1,130,006,138.75 |
| | -603,602,810.87 | -130,006,138.75 |
| | | |
| | 365,829,025.00 | 148,043,083.87 |
| | 387,087,361.72 | 239,044,277.85 |
| | 752,916,386.72 | 387,087,361.72 |

**7**



cninfo 巨潮资讯 www.cninfo.com.cn 中国证监会指定信息披露网站

| | | | | | | | | | | | | | |
|---|---|---|---|---|---|---|---|---|---|---|---|---|---|
| | | | | | | | | | | | | | |
| | | | | | | | | | | | | | |
| | 681,021,500.00 | | | | 1,070,978,994.01 | | | | 307,390,581.21 | | 909,576,038.23 | 9,986,472.05 | 2,978,953,585.50 |
| | | | | | | | | | | | | | |
| | | | | | | | | | | | | | |
| | | | | | | | | | | | | | |
| | | | | | | | | | | | | | |
| | 681,021,500.00 | | | | 1,070,978,994.01 | | | | 307,390,581.21 | | 909,576,038.23 | 9,986,472.05 | 2,978,953,585.50 |
| | | | | | | | | | 37,783,431.54 | | -31,317,424.43 | 24,611,125.84 | 31,077,132.95 |

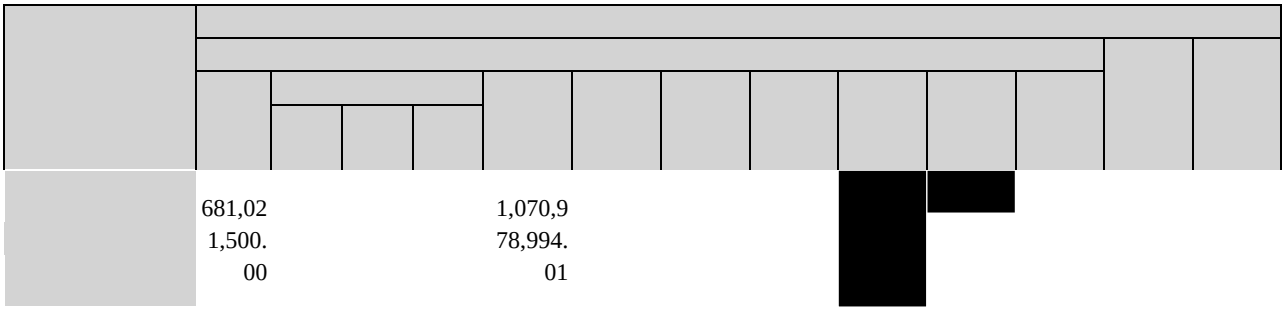

| | | | | | | | | | | | | |
|---|---|---|---|---|---|---|---|---|---|---|---|---|
| | | | | | | | | | | | | |
| | | | | | | | | | | | | |
| | 681,02 1,500. 00 | | | | 1,070,9 78,994. 01 | | | | | | | |

| | | | | | | | | | | | | | |
|---|---|---|---|---|---|---|---|---|---|---|---|---|---|
| | | | | | | | | | | | | | |
| | | | | | | | | | | | | | |
| 1 | | | | | | | | | | | | | |
| 2 | | | | | | | | | | | | | |
| 3 | | | | | | | | | | | | | |

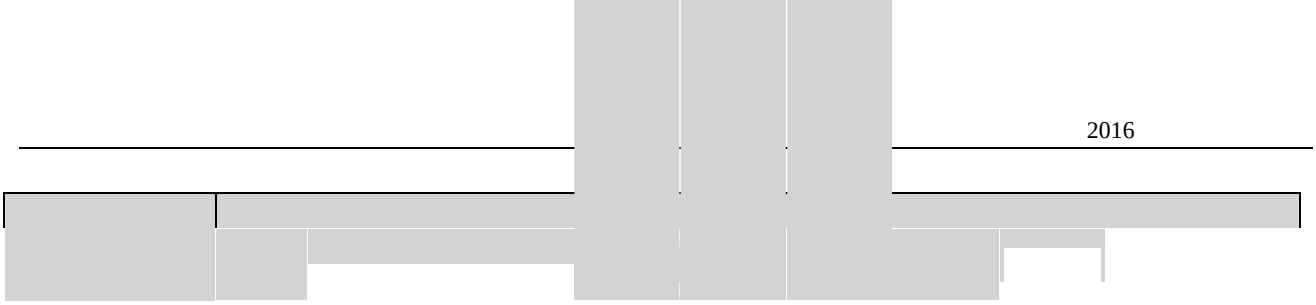

| | | | | | | | | | | | |
|---|---|---|---|---|---|---|---|---|---|---|---|
| | | | | | | | | | | | |
| 1 | | | | | | | | | 12,210,689.02 | -12,210,689.02 | |
| 2 | | | | | | | | | | | |
| 3 | | | | | | | | | | -54,481,720.00 | -54,481,720.00 |
| | | | | | | | | | | | |
| 1 | | | | | | | | | | | |
| 2 | | | | | | | | | | | |
| 3 | | | | | | | | | | | |
| 4 | | | | | | | | | | | |

2006 2 10
1.25
2006 3 28 1,788.283 2,671.332
16,494.57
2006 6 15 2005 2005
20,954.185 10 5/TT049B78 0 Td(10)TjC [<1D38>-10<02C8>-5<079C>-1-B75

**1**

1 1 12 31

**2**

**3**

**4**

1

2

A

22

B



cninfo 巨潮资讯 www.cninfo.com.cn 中国证监会指定信息披露网站

**5**

1

2016 12 31

2

3

4

5



cninfo 巨潮资讯 www.cninfo.com.cn 中国证监会指定信息披露网站

6

**6**

**7**

1

2

**8**



cninfo 巨潮资讯 www.cninfo.com.cn 中国证监会指定信息披露网站

1

2

A

B

C

D

A

B

C



cninfo 巨潮资讯 www.cninfo.com.cn 中国证监会指定信息披露网站

D

A

B

a

b

c

d

e

f

g

h

i

C

a

b

50%



cninfo 巨潮资讯 www.cninfo.com.cn 中国证监会指定信息披露网站

3

A

B

4



cninfo 巨潮资讯 www.cninfo.com.cn 中国证监会指定信息披露网站

5

(

)

6

**9**

**1**

| | |
|---|---|
| | 5 |
| | |

**2**

| | |
|---|---|
| | |
| | |
| | |

| | | |
|---|---|---|
| 1 1 | 5.00% | 5.00% |
| 1 2 | 8.00% | 8.00% |
| 2 3 | 10.00% | 10.00% |



cninfo 巨潮资讯 www.cninfo.com.cn 中国证监会指定信息披露网站

| | | |
|---|---|---|
| 3 4 | 50.00% | 50.00% |
| 4 5 | 80.00% | 80.00% |
| 5 | 100.00% | 100.00% |

| | | |
|---|---|---|
| | 0.00% | 0.00% |

**3**

| | |
|---|---|
| | 3 |
| | |

**10**

1

2

3

4

5



cninfo 巨潮资讯 www.cninfo.com.cn 中国证监会指定信息披露网站

6

**11**

1

A

B

a

b

c

d

A

B

C 7 -

D 12 --

2



cninfo 巨潮资讯 www.cninfo.com.cn 中国证监会指定信息披露网站

3

4

**12**

1



cninfo 巨潮资讯 www.cninfo.com.cn 中国证监会指定信息披露网站

4

**14**

1

2

3

**15**

1

3

2

**16**

1



cninfo 巨潮资讯 www.cninfo.com.cn 中国证监会指定信息披露网站

2

A

B

3

**17**

1

2

3

4

5

6

7

8

-



cninfo 巨潮资讯 www.cninfo.com.cn 中国证监会指定信息披露网站

**18**

**19**

1

2

A

B

3

4

**20**

1



cninfo 巨潮资讯 www.cninfo.com.cn 中国证监会指定信息披露网站

2

**21**

1

2

A

B

3

**22**



cninfo 巨潮资讯 www.cninfo.com.cn 中国证监会指定信息披露网站

1

2

A

B

**23**

1

2

**24**

1

2



cninfo 巨潮资讯 www.cninfo.com.cn 中国证监会指定信息披露网站

**25**

**26**

**27**

1



cninfo 巨潮资讯 www.cninfo.com.cn 中国证监会指定信息披露网站

2

**1**

| | | |
|---|---|---|
| | | 0 6% 11% 13% 17% |
| | 2016<br>5 1 | 5% |
| | | 7% |
| | | 25% |
| | | 5% |
| | | 3% |
| | | 1.5% |

**1**

| | | |
|---|---|---|
| | 90,933,249.22 | 86,781,542.15 |
| | 901,044,159.15 | 677,776,063.15 |
| | 316,645,698.85 | 169,667,564.88 |
| | 1,308,623,107.22 | 934,225,170.18 |

1

2

25.28%

**2**

**1**

| | | |
|---|---|---|
| | 9,614,551.59 | 1,485,976.82 |
| | 9,614,551.59 | 1,485,976.82 |

**2**

| | | |
|---|---|---|
| | 49,132,688.58 | |
| | 49,132,688.58 | |

**3** **5% 5%**

**4**

**5** **547.02%**

**3**

**1**



cninfo 巨潮资讯 www.cninfo.com.cn 中国证监会指定信息披露网站

| | | | | | | | | | | |
|---|---|---|---|---|---|---|---|---|---|---|
| | | | | | | | | | | |
| | | | | | | | | | | |
| | 74,021,225.26 | 100.00% | 9,529,097.41 | 12.87% | 64,492,127.85 | 74,697,805.93 | 100.00% | 8,791,143.29 | 11.77% | 65,906,662.64 |
| | 74,021,225.26 | 100.00% | 9,529,097.41 | 12.87% | 64,492,127.85 | 74,697,805.93 | 100.00% | 8,791,143.29 | 11.77% | 65,906,662.64 |

| | | | | |
|---|---|---|---|---|
| | | | | |
| 1 | | | | |
| 1 | | 67,368,197.87 | 3,368,409.90 | 5.00% |
| 1 2 | | 322,717.19 | 25,817.37 | 8.00% |
| 2 3 | | 120,787.29 | 12,078.73 | 10.00% |
| 3 4 | | 140,640.00 | 70,320.00 | 50.00% |
| 4 5 | | 82,057.50 | 65,646.00 | 80.00% |
| 5 | | 5,986,825.41 | 5,986,825.41 | 100.00% |
| | | 74,021,225.26 | 9,529,097.41 | 12.87% |

9

**2**

737,954.12

**3**

22,802,898.32

30.81% 1,140,144.92

**4**

A. 5% 5%

B. 6

**4**

**1**

| | | | | |
|---|---|---|---|---|
| | | | | |
| 1 | 270,533,633.37 | 99.97% | 433,620,728.25 | 99.92% |



cninfo 巨潮资讯 www.cninfo.com.cn 中国证监会指定信息披露网站

| | | | | |
|---|---|---|---|---|
| | | | | |
| 1 2 | 9,299.43 | 0.00% | 242,940.44 | 0.06% |
| 2 3 | | | 10,000.00 | 0.00% |
| 3 | 81,153.02 | 0.03% | 103,553.02 | 0.02% |
| | 270,624,085.82 | -- | 433,977,221.71 | -- |

**2**

40,421,329.90

14.94%

**3** **5%( 5%)**

**4** **37.64%**

**5**

**1**

| | | | | | | | | | | |
|---|---|---|---|---|---|---|---|---|---|---|
| | | | | | | | | | | |
| | | | | | | | | | | |
| | 5,165,171.46 | 5.35% | 5,165,171.46 | 100.00% | 0.00 | 5,165,171.46 | 8.14% | 5,165,171.46 | 100.00% | 0.00 |
| | 91,429,953.77 | 94.65% | 13,365,552.10 | 14.62% | 78,064,401.67 | 58,323,370.91 | 91.86% | 10,112,391.22 | 17.34% | 48,210,979.69 |
| | 96,595,125.23 | 100.00% | 18,530,723.56 | 19.18% | 78,064,401.67 | 63,488,542.37 | 100.00% | 15,277,562.68 | 24.06% | 48,210,979.69 |

| | | | |
|---|---|---|---|
| | | | |
| 1 | | | |
| 1 1 | 69,471,134.10 | 3,473,556.74 | 5.00% |
| 1 2 | 3,590,183.40 | 287,214.67 | 8.00% |
| 2 3 | 7,436,185.62 | 743,618.57 | 10.00% |
| 3 4 | 3,163,768.68 | 1,581,884.35 | 50.00% |
| 4 5 | 2,447,021.00 | 1,957,616.80 | 80.00% |
| 5 | 5,321,660.97 | 5,321,660.97 | 100.00% |
| | 91,429,953.77 | 13,365,552.10 | 14.62% |



cninfo 巨潮资讯 www.cninfo.com.cn 中国证监会指定信息披露网站

| | | | | |
|---|---|---|---|---|
| | 5,165,171.46 | 5,165,171.46 | 100% | |
| | 5,165,171.46 | 5,165,171.46 | | |

**2**

3,253,160.88

**3**

| | | |
|---|---|---|
| | 31,760,224.92 | 19,076,016.78 |
| | 5,220,873.16 | 4,718,502.56 |
| | 5,165,171.46 | 5,165,171.46 |
| | 16,263,100.00 | |
| | 38,185,755.69 | 34,528,851.57 |
| | 96,595,125.23 | 63,488,542.37 |

**4**

| | | | | | |
|---|---|---|---|---|---|
| - | | 20,100,000.00 | 2016 | 20.81% | 1,005,000.00 |
| | | 13,393,200.00 | 2016 | 13.87% | 669,660.00 |
| | | 5,165,171.46 | 2004-2006 | 5.35% | 5,165,171.46 |
| | | 5,117,464.36 | 2016 | 5.30% | 255,873.22 |
| | | 4,730,000.00 | 2014 | 4.90% | 473,000.00 |
| | -- | 48,505,835.82 | -- | 50.23% | 7,568,704.68 |

**5**

A. 5% 5%

B. 6

**6**

**1**

| | | | | | | |
|---|---|---|---|---|---|---|
| | | | | | | |
| | 16,631,673.98 | | 16,631,673.98 | 14,681,407.29 | 43,515.31 | 14,637,891.98 |
| | 1,664,176,125.58 | 992,878.35 | 1,663,183,247.23 | 1,547,171,932.21 | 649,459.20 | 1,546,522,473.01 |



cninfo 巨潮资讯 www.cninfo.com.cn 中国证监会指定信息披露网站

| | | | | |
|---|---|---|---|---|
| | 1,967,328.46 | 5,705,767.99 | | 5,705,767.99 |
| | 44,257,039.86 | 61,870,906.84 | | 61,870,906.84 |
| | 66,267,809.77 | 105,056,397.03 | | 105,056,397.03 |
| | 76,606,495.96 | 76,606,495.96 | | 76,606,495.96 |
| 992,878.35 | 1,868,913,595.26 | 1,811,092,907.32 | 692,974.51 | 1,810,399,932.81 |

| | | | | |
|---|---|---|---|---|
| | | 28,353.08 | 15,162.23 | |
| 992,878.35 | | 649,459.20 | | 992,878.35 |

| | | | | | | | | | | |
|---|---|---|---|---|---|---|---|---|---|---|
| | | | | | | | | | | |
| | 100,000.00 | | | 100,000.00 | | | | | 20.00% | |
| | 50,000.00 | | | 50,000.00 | | | | | 0.30% | |
| | 50,000.00 | | | 50,000.00 | | | | | 0.07% | |
| | 50,000.00 | | | 50,000.00 | | | | | 0.15% | |
| | 150,000.00 | | | 150,000.00 | | | | | 1.10% | |
| | 5,940,000.00 | | | 5,940,000.00 | 5,940,000.00 | | | 5,940,000.00 | 18.00% | |
| | | 500,000.00 | | 500,000.00 | | | | | 5.00% | |
| | 6,340,000.00 | 500,000.00 | | 6,840,000.00 | 5,940,000.00 | | | 5,940,000.00 | -- | |

1 2016 2

SPV

-

10.40

5%

2016 12 5,200.00

5%

2 65,125.00%

**9**

| | | | | |
|---|---|---|---|---|
| | | | | |



| | | | |
|---|---|---|---|
| | | | |

| | | | | | | | |
|---|---|---|---|---|---|---|---|
| 2. | 2,819,025,560.21 | 424,059,812.78 | 618,854,121.24 | 52,042,382.10 | 130,773,763.49 | 24,590,976.76 | 4,069,346,616.58 |

**2**

| | | |
|---|---|---|
| | 126,268,263.40 | |
| | 163,223,475.81 | |
| | 253,386,225.53 | |

1

2

**12**

**1**

| | | | | | | |
|---|---|---|---|---|---|---|
| | | | | | | |
| | | | | 172,666.00 | | |

| | | | | |
|---|---|---|---|---|
| 2. | | | | |
| 1 | | | | |
| 2 | | | | |
| 3 | | | | |
| 3. | 14,168,808.85 | | | 14,168,808.85 |
| 1 | | | | |
| 1 | 11,617,178.00 | | | 11,617,178.00 |
| 2 | 2,551,630.85 | | | 2,551,630.85 |
| 4. | 517,615,325.19 | | | 517,615,325.19 |
| | | | | |
| 1. | 77,544,887.37 | | | 77,544,887.37 |
| 2. | 12,917,182.24 | | | 12,917,182.24 |
| 1 | 12,917,182.24 | | | 12,917,182.24 |
| 3. | 5,475,286.81 | | | 5,475,286.81 |
| 1 | | | | |
| 1 | 2,923,655.96 | | | 2,923,655.96 |
| 2 | 2,551,630.85 | | | 2,551,630.85 |
| 4. | 84,986,782.80 | | | 84,986,782.80 |

10

3

**15**

| | | | | | |
|---|---|---|---|---|---|
| | 365,573,385.92 | 27,491,781.31 | 99,828,563.46 | 0.00 | 293,236,603.77 |
| | 55,572,265.85 | 22,716,069.44 | 22,631,891.54 | 0.00 | 55,656,443.75 |
| | 124,830,752.98 | 31,398,491.07 | 39,454,057.41 | 42,681,393.51 | 74,093,793.13 |
| | 757,804.93 | 0.00 | 292,504.92 | | |

| | | |
|---|---|---|
| | 2,197,225.20 | 24,655,849.64 |
| | 2,197,225.20 | 24,655,849.64 |

91.09%

**18**

| | | |
|---|---|---|
| | 112,449,299.11 | |
| | 112,449,299.11 | |

**19**

**1**

| | | |
|---|---|---|
| | 1,194,311,998.17 | 380,000,000.00 |
| | 1,194,311,998.17 | 380,000,000.00 |

214.29%

**20**

| | | |
|---|---|---|
| | 444,773,678.21 | 503,477,856.18 |
| | 444,773,678.21 | 503,477,856.18 |

**21**

**1**

| | | |
|---|---|---|
| | 78,708,626.98 | 154,427,980.99 |
| | 1,925,030,218.00 | 1,458,776,348.60 |
| | 2,003,738,844.98 | 1,613,204,329.59 |

**2** **1**

**3** **6**

**22**

**1**

| | | |
|---|---|---|
| | 1,586,841,960.22 | 1,692,259,562.94 |
| | 3,516,926.00 | 3,840,640.00 |
| | 1,590,358,886.22 | 1,696,100,202.94 |

**2** **5%** **5%**

**3** **1**



cninfo 巨潮资讯 www.cninfo.com.cn 中国证监会指定信息披露网站

**23**

**1**

| | | | | |
|---|---|---|---|---|
| | 5,199,581.90 | 1,460,904,124.05 | 1,455,683,920.18 | 10,419,785.77 |
| - | | 136,561,453.20 | 136,561,453.20 | |
| | | 143,863.44 | 143,863.44 | |
| | 5,199,581.90 | 1,597,609,440.69 | 1,592,389,236.82 | 10,419,785.77 |

**2**

| | | | | |
|---|---|---|---|---|
| 1 | 5,150,000.00 | 1,215,205,598.74 | 1,210,139,771.75 | 10,215,826.99 |
| 2 | | 21,261,608.77 | 21,261,608.77 | |
| 3 | | 158,191,376.29 | 158,191,376.29 | |
| | | 142,751,479.34 | 142,751,479.34 | |
| | | 4,181,128.97 | 4,181,128.97 | |
| | | 11,258,767.98 | 11,258,767.98 | |
| 4 | | 55,772,170.13 | 55,772,170.13 | |
| 5 | 49,581.90 | 10,473,370.12 | 10,318,993.24 | 203,958.78 |
| | 5,199,581.90 | 1,460,904,124.05 | 1,455,683,920.18 | 10,419,785.77 |

**3**

| | | | | |
|---|---|---|---|---|
| 1 | | 127,756,603.80 | 127,756,603.80 | |
| 2 | | 8,804,849.40 | 8,804,849.40 | |
| | | 136,561,453.20 | 136,561,453.20 | |

**4**

143,863.44

**24**

| | | |
|---|---|---|
| | 22,671,940.39 | 12,554,791.54 |
| | 853,982.01 | 791,081.32 |
| | 109,750,858.18 | 31,055,781.52 |
| | 5,788,360.99 | 4,351,879.37 |
| | 1,865,058.78 | 1,763,706.14 |
| | 2,616,920.96 | 9,385,516.30 |
| | 11,437,007.70 | 6,343,636.14 |
| | 2,427,313.20 | 2,505,300.55 |
| | 1,001,183.94 | 1,082,564.22 |
| | 874,899.02 | 761,043.81 |
| | 78,969.67 | 83,983.25 |
| | 582,016.14 | 626,114.87 |
| | 739,764.87 | 437,217.33 |
| | 0.00 | 16,889.34 |
| | 160,688,275.85 | 71,759,505.70 |



cninfo 巨潮资讯 www.cninfo.com.cn 中国证监会指定信息披露网站

**29**

**1**

| | | |
|---|---|---|
| | 314,400,000.00 | 621,337,500.00 |
| | 314,400,000.00 | 621,337,500.00 |

**2**

| | | | | | |
|---|---|---|---|---|---|
| | 8,493,333.33 | 2,466,000.00 | 1,133,884.62 | 0.00 | 9,825,448.71 |
| | 8,493,333.33 | 2,466,000.00 | 1,133,884.62 | 0.00 | 9,825,448.71 |

1 2012 2010

400.00 2014 9

| | ( ) | | ( ) |
|---|---|---|---|
| - | 4,000,000.00 | 10 | 400,000.00 |

2 2013 -2015 560.00

RFID 2014 5

| | ( ) | | ( ) |
|---|---|---|---|
| - | 5,600,000.00 | 10 | 560,000.00 |

3 2016 2 411.00

2014 40%

164.40 246.60

| | ( ) | | ( ) |
|---|---|---|---|
| - | 2,466,000.00 | 13 | 189,692.30 |

**31**

| | | + | | | | | |
|---|---|---|---|---|---|---|---|
| | 681,021,500.00 | | | | | | 681,021,500.00 |

**32**

| | | | | |
|---|---|---|---|---|
| | 1,070,552,177.43 | | | 1,070,552,177.43 |
| | 426,816.58 | | | 426,816.58 |
| | 426,816.58 | | | 426,816.58 |
| | 1,070,978,994.01 | | | 1,070,978,994.01 |

**33**



cninfo 巨潮资讯 www.cninfo.com.cn 中国证监会指定信息披露网站

| | | | | |
|---|---|---|---|---|
| | 147,029,561.32 | 18,891,715.77 | | 165,921,277.09 |
| | 160,361,019.89 | 18,891,715.77 | | 179,252,735.66 |
| | 307,390,581.21 | 37,783,431.54 | | 345,174,012.75 |

**34**

| | | |
|---|---|---|
| | 909,576,038.23 | 970,657,916.52 |
| | 909,576,038.23 | 970,657,916.52 |
| | 6,472,723.05 | 5,610,530.73 |
| | 18,892,387.37 | 6,105,344.51 |
| | 18,892,387.37 | 6,105,344.51 |
| | | 54,481,720.00 |
| | 878,258,613.80 | 909,576,038.23 |

**35**

| | | | | |
|---|---|---|---|---|
| | | | | |
| | 14,377,722,379.27 | 12,132,532,723.01 | 15,461,522,539.24 | 12,983,762,948.80 |
| | 988,624,227.36 | 2,284,068.24 | 939,862,258.12 | 2,169,619.01 |
| | 15,366,346,606.63 | 12,134,816,791.25 | 16,401,384,797.36 | 12,985,932,567.81 |

**36**

| | | |
|---|---|---|
| | 13,857,164.79 | 47,330,798.79 |
| | 26,651,371.86 | 25,434,796.57 |
| | 11,636,434.09 | 11,145,075.01 |
| | 23,485,718.68 | |
| | 2,305,717.08 | |
| | 90,580.00 | |
| | 5,155,422.28 | |
| | 9,288,080.73 | 11,854,605.77 |
| | 6,672,176.90 | 7,432,031.68 |
| | | 11,798.17 |
| | | 4,493,823.08 |
| | 673,603.05 | 1,514,051.75 |
| | 99,816,269.46 | 109,216,980.82 |

**37**

| | | |
|---|---|---|
| | 1,295,613,753.64 | 1,096,435,125.35 |
| | 475,648,030.31 | 483,596,212.17 |
| | 287,236,167.51 | 290,497,684.84 |
| | 162,820,680.01 | 167,635,290.76 |



cninfo 巨潮资讯 www.cninfo.com.cn 中国证监会指定信息披露网站

| | | |
|---|---|---|
| | 150,797,239.97 | 124,274,261.55 |
| | 76,769,371.50 | 80,404,232.14 |
| | 140,250,305.28 | 188,273,050.96 |
| | 4,919,850.01 | 9,933,680.50 |
| | 11,942,332.25 | 9,894,955.06 |
| | 102,841,392.47 | 120,975,209.15 |
| | 87,553,354.54 | 70,580,050.60 |
| | 2,796,392,477.49 | 2,642,499,753.08 |

**38**

| | | |
|---|---|---|
| | 220,593,088.90 | 293,974,594.91 |
| | 59,844,981.11 | 58,636,765.46 |
| | 56,212,002.54 | 54,643,595.03 |
| | 12,030,902.45 | 14,426,938.42 |
| | 3,107,787.01 | 10,519,016.15 |
| | 3,530,256.81 | 3,953,220.05 |
| | 9,461,498.81 | 6,740,564.99 |
| | 4,066,891.36 | 4,364,969.00 |
| | 13,409,374.33 | 42,766,271.14 |
| | 2,012,177.72 | 3,984,905.70 |
| | 17,859,556.22 | 15,579,879.91 |
| | 17,659,505.24 | 16,080,803.73 |
| | 12,917,182.24 | 12,521,138.65 |
| | 11,618,623.68 | 7,643,836.75 |
| | 70,096,486.57 | 39,845,916.94 |
| | 514,420,314.99 | 585,682,416.83 |

**39**

| | | |
|---|---|---|
| | 63,119,845.56 | |

| | | |
|---|---|---|
| | 2,392,518.64 | 36,054.79 |
| | 54,488,869.00 | 71,147,296.57 |

**42**

| | | | |
|---|---|---|---|
| | 315,938,601.05 | 79,456.62 | 315,938,601.05 |
| | 315,938,601.05 | 79,456.62 | 315,938,601.05 |
| | 50,766,912.90 | 23,871,199.36 | 50,766,912.90 |
| | 2,333,426.51 | 3,636,744.57 | 2,333,426.51 |
| | 369,038,940.46 | 27,587,400.55 | 369,038,940.46 |

| | | | | / |
|---|---|---|---|---|
| | | 400,000.00 | 400,000.00 | |
| | | 560,000.00 | 560,000.00 | |
| | | 173,884.62 | | |
| | | 10,020,211.93 | 7,623,485.36 | |
| | | 1,579,790.00 | 5,759,190.00 | |
| | | 0.00 | 150,000.00 | |
| | | 1,040,000.00 | 409,126.00 | |
| | | 670,000.00 | 1,011,000.00 | |
| | | 1,808,000.00 | 35,000.00 | |
| | | 330,000.00 | 200,000.00 | |
| | | 720,000.00 | 0.00 | |
| | | 0.00 | 59,400.00 | |
| | | 0.00 | 15,000.00 | |
| | | 851,510.85 | 355,275.00 | |
| | | 661,800.00 | 753,813.00 | |
| | | 0.00 | 300,000.00 | |
| | | 0.00 | 20,000.00 | |
| | | 240,000.00 | 160,000.00 | |
| | | 72,000.00 | 41,000.00 | |
| | | 0.00 | 125,250.00 | |
| | | 0.00 | 200,000.00 | |
| | | 70,000.00 | 0.00 | |
| | | 0.00 | 3,200,000.00 | |
| | | 0.00 | 500,000.00 | |
| | | 244,523.50 | 1,210,660.00 | |
| | | 8,700.00 | 783,000.00 | |
| | | 1,644,000.00 | | |
| | | 310,000.00 | | |
| | -- | 21,404,420.90 | 23,871,199.36 | -- |

1,237.71%%

**43**



cninfo 巨潮资讯 www.cninfo.com.cn 中国证监会指定信息披露网站

| | | | |
|---|---|---|---|
| | 33,727,224.62 | 5,823,464.09 | 33,727,224.62 |
| | 33,727,224.62 | 5,823,464.09 | 33,727,224.62 |
| | | 150,000.00 | |
| | 53,007,130.29 | 29,076,647.68 | 53,007,130.29 |
| | 11,644,468.79 | 2,587,248.10 | 11,644,468.79 |
| | 98,378,823.70 | 37,637,359.87 | 98,378,823.70 |

161.39%%

**44**

**1**

| | | |
|---|---|---|
| | 115,608,365.98 | 49,889,611.34 |
| | -60,148,721.70 | -40,481.04 |
| | 55,459,644.28 | 49,849,130.30 |

**2**

| | |
|---|---|
| | 64,336,777.23 |
| / | 16,084,194.31 |
| | -5,306,698.73 |
| | 6,914,830.59 |
| | -11,513,036.89 |
| | 49,280,355.00 |
| | 55,459,644.28 |

**45**

1

| | | |
|---|---|---|
| | 6,466,007.11 | 5,610,530.73 |
| | 681,021,500.00 | 681,021,500.00 |
| / | 0.01 | 0.01 |

| | | |
|---|---|---|
| | 681,021,500.00 | 681,021,500.00 |
| | | |
| | 681,021,500.00 | 681,021,500.00 |

2

**46**

**1**



cninfo 巨潮资讯 www.cninfo.com.cn 中国证监会指定信息披露网站

| | | |
|---|---|---|
| | 49,633,028.28 | 22,911,199.36 |
| | 13,474,853.87 | 19,132,692.22 |
| | 2,333,426.51 | 9,067,993.70 |
| | 65,441,308.66 | 51,111,885.28 |

**2**

| | | |
|---|---|---|
| | 493,307,535.55 | 499,677,015.90 |
| | 305,095,723.73 | 306,077,564.75 |
| | 102,841,392.47 | 120,975,209.15 |

| | | |
|---|---|---|
| | 0.00 | 0.00 |
| | 0.00 | 0.00 |
| | 63,119,845.56 | 72,718,035.48 |
| | -54,488,869.00 | -71,147,296.57 |
| | -60,148,721.70 | -40,481.04 |
| | 0.00 | 0.00 |
| | -59,591,741.61 | 89,356,152.52 |
| | 86,220,994.81 | -63,300,790.73 |
| | 565,096,904.14 | -316,773,290.90 |
| | -1,133,884.62 | -960,000.00 |
| | 693,158,761.91 | 111,236,950.69 |
| 2 | -- | -- |
| 3 | -- | -- |
| | 1,262,561,646.33 | 882,992,253.92 |
| | 882,992,253.92 | 1,114,934,638.34 |
| | 379,569,392.41 | -231,942,384.42 |

**2**

| | |
|---|---|
| | 62,188,100.00 |
| | -- |
| | 41,925,000.00 |
| | 16,263,100.00 |
| | 4,000,000.00 |
| | 35,584,744.91 |
| | -- |
| | 33,566,108.01 |
| | 242,567.58 |
| | 1,776,069.32 |
| | -- |
| | 26,603,355.09 |

**3**

| | | |
|---|---|---|
| | 1,262,561,646.33 | 882,992,253.92 |
| | 90,933,249.22 | 96,767,038.35 |
| | 893,493,385.89 | 667,790,566.95 |
| | 258,135,011.22 | 118,434,648.62 |
| | 20,000,000.00 | |
| | 1,262,561,646.33 | 882,992,253.92 |

2017 4 -6

66,061,460.89

**1**

**1**

**2**

**1**



cninfo 巨潮资讯 www.cninfo.com.cn 中国证监会指定信息披露网站

**3**

**4**

| | | | |
|---|---|---|---|
| | 2016 8 | 3,507,140.65 | 2,507,140.65 |
| | 2016 8 | | |
| | 2016 8 | | |

2016 5 80% 2016

12 31 2,500.00

2

| | |
|---|---|
| | 2016 12 |
| | 2016 7 |
| | 2016 7 |
| | 2016 4 |
| | 2016 4 |
| | 2016 4 |

| | | | | | | |
|---|---|---|---|---|---|---|
| | | | | | | |
| | | | | 35.00% | | |
| | | | | 49.00% | | |
| | | | | 4.60% | | |

**2**

| | | |
|---|---|---|
| | / | / |
| | -- | -- |
| | 118,307,308.48 | 20,940,763.20 |
| | -- | -- |
| -- | 240,945.28 | 911,241.78 |
| -- | 240,945.28 | 911,241.78 |

**4**

2016 8 1

SPV

100%

100% 2016 12

2016 12 31

2

2016 12 31

| | | | | | |
|---|---|---|---|---|---|
| | 417,293,483.65 | 650,168,042.73 | -232,874,559.08 | 2,507,238.30 | 2017 1 |

1

30.81%( 30.80%)

3

5

2

| | | | | | |
|---|---|---|---|---|---|
| | 1 1 | 1-3 3 | 3-5 5 | 5 | |
| ( ) | 1,197,393,931.02 | | | | 1,197,393,931.02 |
| | 444,773,678.21 | | | | 444,773,678.21 |
| | 2,003,738,844.98 | | | | 2,003,738,844.98 |

A

B

C

**1**

2016 12 31 ( )

94,853,195 13.93%

217,920,851 32%

**2**

1

**3**

2

**4**

| | |
|---|---|
| " " | 20% |
| " " | |
| | |
| | |
| | |
| " " | |
| | 45% |
| | |
| | 97% |
| | 83% |

**5**

**1**

/

| | | | | | |
|---|---|---|---|---|---|
| | | 2,528,406.92 | | | 9,850,527.28 |
| | | 5,666,606.68 | | | 279,904.27 |
| | | 21,967,073.67 | | | 299,957.83 |
| | | 40,564,830.04 | | | |
| | | 73,134,981.69 | | | |
| | | 155,623.93 | | | 822,325.03 |
| | | 1,980,000.00 | | | |

2014 10 10

2016 40,000.00

**2** / /

/



cninfo 巨潮资讯 www.cninfo.com.cn 中国证监会指定信息披露网站

| / | / | / | / | / | | |
|---|---|---|---|---|---|---|
| | | | 2016 8 23 | 2019 12 31 | | 1,160,349.30 |

/

2016 8 23

1000 10

10 2.5%

10

| | | |
|---|---|---|
| 10 | | *50% |
| 10 | > *2 | *50% |
| | <= *2 | |

**3**

| | | | | | | |
|---|---|---|---|---|---|---|
| | | 6.6 | 6.6 | | | |

| | | | | | |
|---|---|---|---|---|---|
| | | | | | |
| | | 146,551.31 | 7,327.57 | | |
| | | 13,393,200.00 | 669,660.00 | | |
| | | 2,869,900.00 | 143,495.00 | | |

**2**

| | | | |
|---|---|---|---|
| | | 138,611.46 | 8,888,625.17 |
| | | 2,365,230.05 | 327,488.00 |
| | | 4.40 | 350,704.30 |
| | | 2,094,386.19 | |
| | | 99,750.00 | 23,874.99 |
| | | 696,302.98 | |
| | | 45,771,540.81 | |
| | | 40,000.00 | |
| | | 1,160,349.30 | |
| | | 20,000.00 | |

**1**

1

| | |
|---|---|
| | 15,000,000.00 |
| | 15,000,000.00 |

9 1

2

2

3

A 2016 8

1 2016 12

2016 9 30

B 2016 8

1 2016 12

C 2016 9 2



cninfo 巨潮资讯 www.cninfo.com.cn 中国证监会指定信息披露网站

2016 8

| | | | | | | | | | | |
|---|---|---|---|---|---|---|---|---|---|---|
| | 358,635.04 | 100.00% | 358,635.04 | 100.00% | | 358,635.04 | 100.00% | 358,635.04 | 100.00% | |

| | | | |
|---|---|---|---|
| 1 | | | |
| 5 | 358,635.04 | 358,635.04 | 100.00% |
| | 358,635.04 | 358,635.04 | 100.00% |

9

2 5% 5%

**2**

**1**

| | | | | | | | | | | |
|---|---|---|---|---|---|---|---|---|---|---|
| | | | | | | | | | | |
| | | | | | | | | | | |
| | 5,165,171.46 | 0.35% | 5,165,171.46 | 100.00% | | 5,165,171.46 | 0.29% | 5,165,171.46 | 100.00% | |
| | 1,488,829,315.86 | 99.65% | 5,604,523.95 | 0.38% | 1,483,224,791.91 | 1,785,421,108.43 | 99.71% | 4,599,668.95 | 0.26% | 1,780,821,439.48 |
| | 1,493,994,487.32 | 100.00% | 10,769,695.41 | 0.72% | 1,483,224,791.91 | 1,790,586,279.89 | 100.00% | 9,764,840.41 | 0.55% | 1,780,821,439.48 |

| | | | | |
|---|---|---|---|---|
| | | | | |
| | 5,165,171.46 | 5,165,171.46 | 100.00% | |
| | 5,165,171.46 | 5,165,171.46 | -- | -- |

| | | | |
|---|---|---|---|
| | | | |
| 1 | | | |



cninfo 巨潮资讯 www.cninfo.com.cn 中国证监会指定信息披露网站

| | | | |
|---|---|---|---|
| 1 1 | 20,105,100.00 | 1,005,255.00 | 5.00% |
| 1 | 20,105,100.00 | 1,005,255.00 | 5.00% |
| 5 | 4,599,268.95 | 4,599,268.95 | 100.00% |
| | 24,704,368.95 | 5,604,523.95 | 22.69% |

9

| | | |
|---|---|---|
| | 1,464,124,946.91 | |
| | 1,464,124,946.91 | |

9

**2**

1,004,855.00

**3**

| | | |
|---|---|---|
| | 1,464,124,946.91 | 1,780,813,839.48 |
| | 5,165,171.46 | 5,165,171.46 |
| | 24,704,368.95 | 4,607,268.95 |
| | 1,493,994,487.32 | 1,790,586,279.89 |

**4**

| | | | |
|---|---|---|---|
| | | | |
| | | | |

| | | | | | | |
|---|---|---|---|---|---|---|
| | | | | | | |
| | 2,264,990,050.95 | | 2,264,990,050.95 | 2,022,990,050.95 | | 2,022,990,050.95 |
| | 78,002,161.10 | | 78,002,161.10 | 20,940,763.20 | | 20,940,763.20 |
| | 2,342,992,212.05 | | 2,342,992,212.05 | 2,043,930,814.15 | | 2,043,930,814.15 |

**1**

| | | | | | | |
|---|---|---|---|---|---|---|
| | 980,007,500.00 | | | 980,007,500.00 | | |
| | 242,410,078.43 | | | 242,410,078.43 | | |
| | 202,639,040.00 | | | 202,639,040.00 | | |
| | 268,368,900.00 | | | 268,368,900.00 | | |
| | 50,000,000.00 | | | 50,000,000.00 | | |
| | 50,044,532.52 | | | 50,044,532.52 | | |
| | 9,300,000.00 | | | 9,300,000.00 | | |
| | 50,000,000.00 | | 50,000,000.00 | 0.00 | | |
| | 2,000,000.00 | | | 2,000,000.00 | | |
| | 8,000,000.00 | | 8,000,000.00 | 0.00 | | |
| | 10,000,000.00 | | | 10,000,000.00 | | |
| | 150,220,000.00 | | | 150,220,000.00 | | |
| | | 300,000,000.00 | | 300,000,000.00 | | |
| | 2,022,990,050.95 | 300,000,000.00 | 58,000,000.00 | 2,264,990,050.95 | | |

**2**

| | | | | | | | | | | | |
|---|---|---|---|---|---|---|---|---|---|---|---|
| | | | | | | | | | | | |
| | | | | | | | | | | | |



| | |
|---|---|
| | 2,392,518.64 |
| | -62,318,172.57 |
| | 63,291,890.99 |
| | -51,763.05 |
| | 239,957,062.90 |

1

1

**2**

| | | | |
|---|---|---|---|
| | | / | / |
| | 0.22% | 0.01 | 0.01 |
| | -7.86% | -0.34 | -0.34 |

**3**

**1**

**2**

**3**



cninfo 巨潮资讯 www.cninfo.com.cn 中国证监会指定信息披露网站

2016



cninfo 巨潮资讯 www.cninfo.com.cn 中国证监会指定信息披露网站